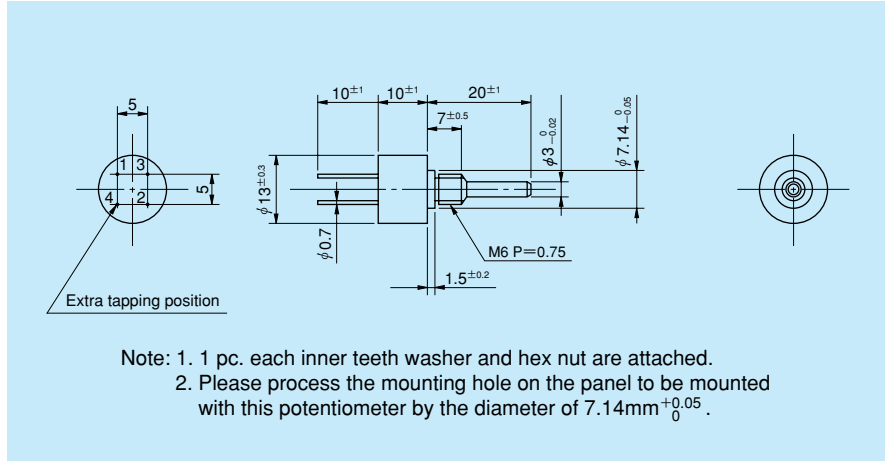




● Standard Dimensions



● General Specifications

Standard Resistance


Values:	1k, 2k, 5k, 10k (Ω)
Special Practical Resistance Values:	500, 20k, 50k, 100k (Ω)
Total Resistance Tolerance:	Standard Class $\pm 15\%$ (L) Precision Class $\pm 10\%$ (K)
Independent Linearity Tolerance:	Standard Class $\pm 2.0\%$ Precision Class $\pm 1.0\%$
Resolution:	Essentially infinite
Output Smoothness:	Within 0.1% against input voltage

Contact Resistance

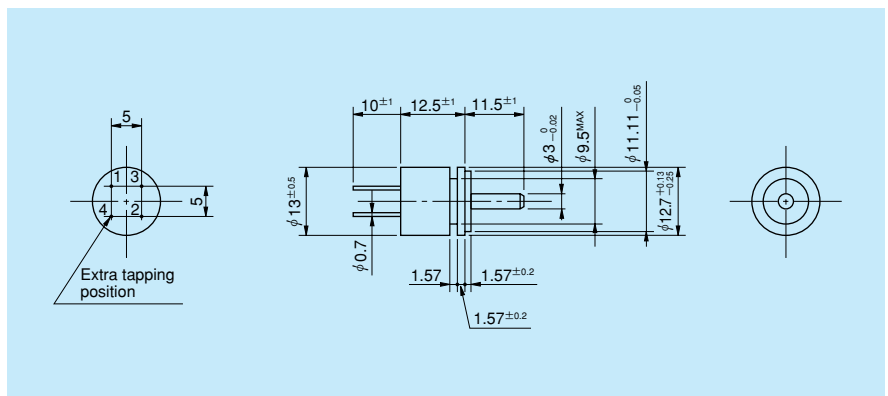
Variation:	Within 3% C.R.V.
Power Rating:	0.2W
Electrical Travel:	$300^\circ \pm 5^\circ$
Mechanical Travel:	360° (Endless)
Insulation Resistance:	Over 1,000M Ω at 500V.D.C.
Dielectric Strength:	1 minute at 500V.A.C.
Starting Torque:	Within 2mN · m (20gf · cm)
Resistance Temperature Coefficient:	± 400 p.p.m./ $^\circ\text{C}$
Mass:	Approx. 8g

● Special Specifications Available

Extra taps (Available up to 1 tap), Shaft with front and rear extension (Rear shaft with 1mm dia. and 10mm length), With stopper (Rotating angle becomes 310° and stopper strength is 0.3N · m [3kgf · cm]), Special electrical travel, Shaft dia. ($\phi 3.175$ mm) · bushing with inch dimensions, Special machining on the shaft.



● Standard Dimensions



● General Specifications

Standard Resistance Values:	1k, 2k, 5k, 10k (Ω)	Contact Resistance Variation:	Within 3% C.R.V.
Special Practical Resistance Values:	500, 20k, 50k, 100k (Ω)	Power Rating:	0.2W
Total Resistance Tolerance:	Standard Class ±15% (L) Precision Class ±10% (K)	Electrical Travel:	300° ±5°
Independent Linearity Tolerance:	Standard Class ±2.0% Precision Class ±1.0%	Mechanical Travel:	360° (Endless)
Resolution:	Essentially infinite	Insulation Resistance:	Over 1,000MΩ at 500V.D.C.
Output Smoothness:	Within 0.1% against input voltage	Dielectric Strength:	1 minute at 500V.A.C.
		Starting Torque:	Within 1mN·m (10gf·cm)
		Resistance Temperature Coefficient:	±400p.p.m./°C
		Mass:	Approx. 5g

● Special Specifications Available

Extra taps (Available up to 1 tap), Shaft with front and rear extension (Rear shaft with 1mm dia. and 10mm length), With stopper (Rotating angle becomes 310° and stopper strength is 0.3N·m [3kgf·cm]), Special electrical travel, Shaft dia. (φ 3.175mm) · with inch dimensions, Special machining on the shaft.

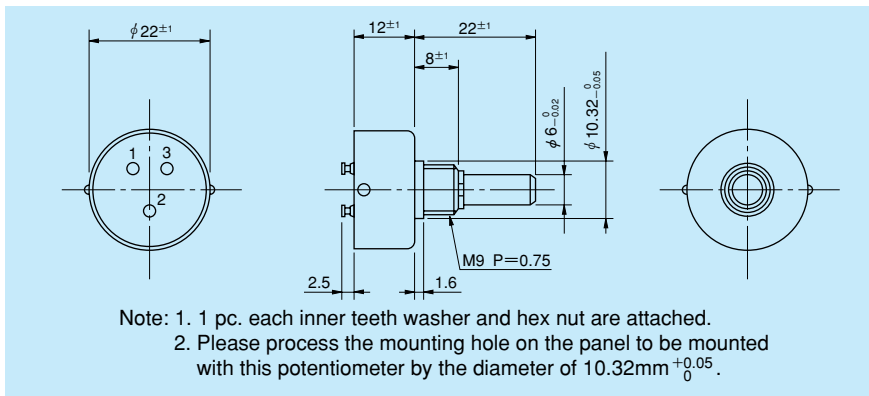
LOW-COST ITEM

Conductive Plastic

MODEL FCP22AC

(Bushingmount)

● Standard Dimensions



● General Specifications

Standard Resistance Values:	1k, 2k, 5k, 10k (Ω)	Contact Resistance Variation:	Within 2% C.R.V.
Special Practical Resistance Values:	500, 20k, 50k, 100k (Ω)	Power Rating:	1.0W
Total Resistance Tolerance:	Standard Class ±15% (L) Precision Class ±10% (K)	Electrical Travel:	320° ±5°
Independent Linearity Tolerance:	Standard Class ±1.5% Precision Class ±1.0%	Mechanical Travel:	360° (Endless)
Resolution:	Essentially infinite	Insulation Resistance:	Over 1,000MΩ at 500V.D.C.
Output Smoothness:	Within 0.1% against input voltage	Dielectric Strength:	1 minute at 500V.A.C.
		Starting Torque:	Within 5mN·m (50gf·cm)
		Resistance Temperature Coefficient:	±400p.p.m./°C
		Mass:	Approx. 30g

● Special Specifications Available

Extra taps (Available up to 1 tap), Shaft with front and rear extension (Rear shaft with 3mm dia. and 20mm length), With stopper (Rotating angle becomes 320° and stopper strength is 0.9N·m [9kgf·cm]), Special electrical travel, Shaft dia. (φ 6.35mm) · bushing with inch dimensions, Special machining on the shaft.